


Tigers at My Door

Forte and Piano with Scale Steps

16



Teacher Note: A colorful paper wad, etc. may locate the opening C key. Two items may mark the G key.


f (*forte*) means
LOUD

p (*piano*) means
SOFT

Tips from the Tigers:

1. Circle *f* or *p* for the animal sounds on the next page.
2. Use a 2-1 donut and play the TIGER KEYS on the piano with the Teacher Duet or CD. Your teacher will guide you. Notice that "key 5" is played TWO times!
3. Listen for *f* and *p* sounds.


1, 2, 3, 4, 5
tigers
at my door!



5, 6, 7, 8
"Hey, let's roar and
stay up late."

f or *p*

1, 2, 3, 4, 5
rabbits
at my door!




5, 6, 7, 8
"Hey, let's hop and
stay up late."

f or *p*

PUPPIES!

1, 2, 3, 4, 5
puppies
at my door!

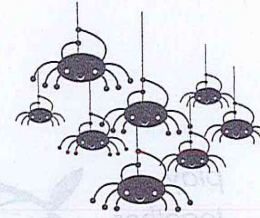


5, 6, 7, 8
"Hey, let's bark and
stay up late."

f or *p*

SPIDERS!

1, 2, 3, 4, 5
spiders
at my door!



5, 6, 7, 8
"Hey, let's sleep.
It's getting late."

f or *p*

Teacher Duet: Repeat for "PUPPIES" and "SPIDERS" verse. Student plays 2 OCTAVES HIGHER.



<i>f</i> 1,	2,	3,	4,	5	ti - gers at my door!	5,	6,	7,	8	"Hey, let's roar and stay up late."
<i>p</i> 1,	2,	3,	4,	5	rab - bits at my door!	5,	6,	7,	8	"Hey, let's hop and stay up late."

R.H. 1

L.H.